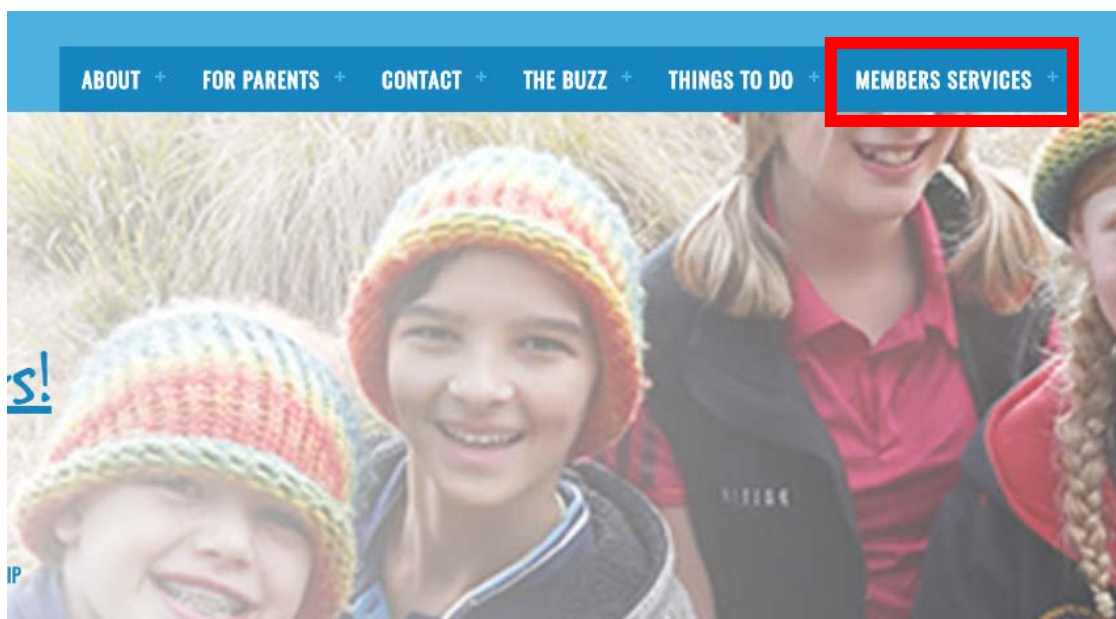


SCOUTS AUSTRALIA NSW SCREEN CAPTURE TOUR HOW TO ACCESS CAREMONKEY INFORMATION

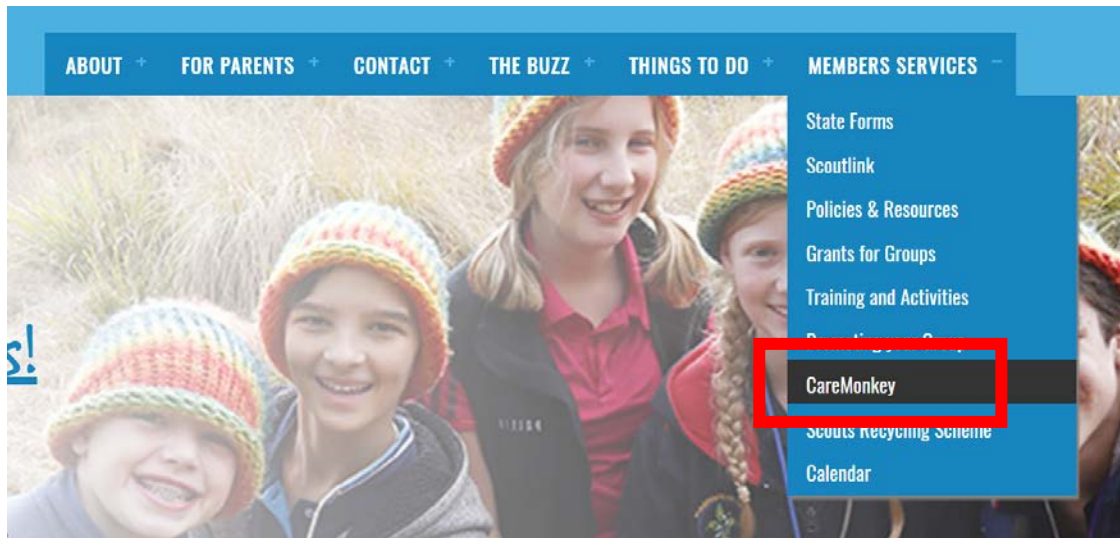
1. Visit www.nsw.scouts.com.au




2. Hover over the “Members Services” heading in the main menu.



3. Select “CareMonkey” from the drop-down menu list.



4. Navigate through the page to read about CareMonkey and its benefits.



The screenshot shows the CareMonkey page layout. At the top is the Scouts NSW logo and navigation menu. The main heading is 'CareMonkey' with a monkey icon. Below this is a paragraph explaining the rollout. The page is divided into sections: 'What is CareMonkey?', 'What is the purpose of CareMonkey for Scouts NSW?' (with a bulleted list), 'How will Scouts NSW use CareMonkey to support members and families?', and 'How Does My Scout Formation Register for CareMonkey?'. On the right side, there is a purple sidebar titled 'Benefits' with sub-sections for 'For families', 'For Leaders', and 'For Scouts NSW', each containing a list of advantages. At the bottom of the sidebar is a blue button that says 'Get Ready for CareMonkey'.



5. Scroll down and click on “Get your Group ready for CareMonkey today” to view information on how to prepare for the CareMonkey rollout.

This EHF can be generated for a youth member (<18 years old) or adult member (anyone >18). If it is for a youth member, it's created and consented to by a parent / primary carer, for adults it's the individual who provides consent for sharing a profile or attending an activity.

How Does My Scout Formation Register for CareMonkey?

Scout Formations – Scout Groups, Rover Crews, and Fellowships are all welcome to register their interest in using CareMonkey by emailing caremonkey@nsw.scouts.com.au. A member of the Scouts NSW Team will confirm eligibility based on a data check.

