

Implementation points and considerations for Group Council



Clair



Ayla



Fundamentals Weekly Program Achievement P'ways Scouts | Terrain

Other Resources

Converter

Feedback ▼

PR News

About

Contacts



Key Resources

Group Support





































Pioneer Tracker

Educational Purpose

Videos

Program Icons

Program Transition

NAME ^	DOWNLOADS	VERSION	LAST MODIFIED	DOWNLOAD	FILE SIZE
 Adult Experience and Skill Development Checklist	 477 downloads	 1.0	 18-09-2019	 Download	 255.9 KB
 Elements of the Program Poster	 1241 downloads	 2.1	 09-12-2019	 Download	 1.3 MB
 Group Council Fact Sheet	 420 downloads	 1.0	 23-07-2019	 Download	 2 MB
 Parents Introduction To Scouting	 825 downloads	 1.1	 11-07-2019	 Download	 1.2 MB
 Program Glossary of Terms	 422 downloads	 1.0	 30-06-2019	 Download	 1.1 MB
 New Uniform and Badges Layout for Youth Members	 5 downloads	 1.0	 28-07-2020	 Download	 486.4 KB

Implementation of Youth Program – Group Checklist

The Adults Skills Checklist

How these should be used?

Make a time with your Group Council to do this as soon as possible!





Group Council

How often do your Group Council meet? (That's all the adult Leaders and some of the youth leaders within each Section of the Group)

- Let us know in the chat!

How will you use your Group Council to support the Youth Program?

- Consider options throughout this session

Implementation of the Youth Program Group Checklist

Foundation pieces to a success full
Implementation



If need be now that you have a solid Grounding about components of the Program your Sections may need to go back and re visit the Fundamentals through (The Adventure Begins) resources.

Patrol System, Unit Councils, Youth Leading Adults Supporting, The Scout Method are all extremely important for the realisation of this Program to occur (Youth and Adults)

☐ *Our Sections have completed The Adventure Begins Section Checklist and is actively using the fundamentals of Scouting both Youth and Adults.


Note: this should be completed before attending your Groups upskill - this is a readiness piece to support the Group embedding the fundamentals of Scouting

- » Joey Scout Unit
- » Cub Scout Unit
- » Scout Unit
- » Venturer Scout Unit
- » Rover Scout Unit

Next Steps

- Step 1 Group Council to work through this sheet with as many Leaders of the Group as possible and key youth older Scouts, Venturer Scouts, Rover Scouts
- Step 2 ☐ We have briefed our Group Committee on the program items and the specific roles that the Group Committee plays compared to the Group Council and how they can support the Group Leader.
- Step 3 ☐ †We have discussed and shared our implementation plan with our Group's Youth Section Councils
- Step 4 ☐ ^We have identified and completed our youth members prospective transitions from old Award Scheme to Achievement Pathways - this should be done with the youth and can be supported by the Scheme to Pathways converter
<https://s2p.scouts.com.au>
- Step 5 ☐ We have held a Parent Information Night, including briefing the parents on change, digital system log in, goal setting, Achievement Pathways, Patrols and supporting their Child and the Leaders through transition.



- 
- Frequent Group Council Meetings so Adults can discuss their needs and workshop together components that may be a struggle for them (ideally every 8 weeks).
 - Considering the set up on a Group youth Council with purpose including supporting cross sectional Project Patrols for Activities, Camps, Special Interest Areas and Outdoor Adventure Skills support (additional respectability could be the organisation of Group Camps and Programmed Events *to be supported by some adults or older youth members such as Rover Scouts).
 - The ongoing understanding of Parents and Adults in a digital world to support the tracking of youth achievements is important, and the understanding of youth on how to track there goals, projects and achievements.
 - Frequency of Unit Council in a formal manner and none formal Unit Council members meeting around the normal program to support Review> and approval of projects, goals and achievements should be considered.
 - Allocating the Group Leader or someone else who agrees to communicate to other adult members updates from Branch and training opportunities as they arise.
 - Flagging risks when they start to appear not when they become a real issue and seeking support through your Branches Implementation Team.
 - All components of transition the Group should work with a date of 12 months final from upskill weekend date at maximum. the last Award Scheme old system based Peak Award in most cases will need to be awarded within this 12 months.

Start now...

□ Introduce terminology Including Ceremonies

Resources for this include – the Wall Poster, Program Handbook, Language of the new Youth Program

□ Introduce Challenge Areas

- » This may be best introduced at a programming session, whether that is as a whole Section or in a Section Council is at the discretion of the youth and patrols in all sections, as well as the adult leadership teams for that Section.

Resources for this include – Program Handbook, Challenge Area Fact Sheet, The Wall Poster



By June 2021...

□ Finalise mapping and components

Using s2p Converter, the back of the youth member guides, mapping activities may use rotation bases and Unit Council members at each to discuss through the components with the youth

□ Introducing the Digital System

It is a good time to enter all past achievements into the system as you finalise your mapping and badge orders, ready to kick off 2021 for all your adventures – whatever they may be!

□ Introduce Program Cycles

- » Program Cycles is a key component and core to the success of each Unit. Engage the Unit Council to run through the full process of Setting a Program Cycle. Resources can be found under program planning at: <https://pr.scouts.com.au/the-weekly-program>



During Term 3, 2021...

- **Introduce Introduction to Scouting and Introduction to Section**
 - » Including relevant Ceremonies, goal setting and Mentor roles and should focus on Patrol Based activities rather than whole Unit based activities more often than not.
- **Formalise assisting and leading**
- **Formalise Program Essentials and Milestones**
- **Introduce Peak Award**
- **Introduce goal setting**



Term 3 check-in

Many of us may already be doing this, however, now is a good time to check:

- Are we goal setting and supporting our peers to goal set? Is that reflected in our programs?
- Have we had anyone start a Special Interest Area, and how have we supported them?
- What Outdoor Adventure Skills have members engaged in, or might be interested to try?

□ Introducing the Digital System

It is a good time to enter all past achievements into the system as you finalise your mapping and badge orders, ready to kick off 2021 for all your adventures – whatever they may be!



By the end of Term 4, 2021

□ Introduce Special Interest Areas

Resources – Special Interest Area factsheet, Adults guide to Special Interest Areas, pr.scouts resources, Program Handbook, Scouts I Terrain

□ Introduce Outdoor Adventure Skills

Resources – Outdoor Adventure Skills factsheet, Program Handbook, Scouts I Terrain, your activities Teams

- Adventurous Journeys
- Personal Development and Unit Management courses
- Reflections
- **REMEMBER! All Peak Awards on the old Award Scheme systems MUST be completed by December 31, 2021. From January 1, 2022 all youth in NSW will be working towards the Achievement Pathways with the content from this weekend.**



Adult Skills Checklist

Supporting Adult Leaders through the Program change



How is your role as an adult in Scouting progressing the implementation of the program in your unit?

Name: _____

The program has changed and so too has our role as adults in Scouting. Take the time to experience all of these aspects of the new program. After 3, 6 and 9 months, your Group Leader/ Leader in Charge or Group Implementation Champion will sit down with your unit adult leader team to reflect on your progress this could occur in a Group Council or separately. In the following columns simply write 'Y' for **Yes** if you have experienced each area or 'N' for **No** if this is an area you haven't yet covered or, haven't yet mastered.

3 months
Date:

6 months
Date:

9 months
Date:

Plan>

P1

I have worked with Scouts to support them to Plan> Do> Review> a Program Cycle through the Unit Council and Patrols.

P2

I have worked with Scouts to transform their ideas into an adventurous, fun, challenging, and inclusive program.

Panel Discussion



Next Steps

Don't Forget

- Have all Leaders in your Groups watched or participated live in all Sessions?

In the next 2 weeks

- Gai Green will email the Group Leader / LIC, send a list of all leaders who have attended upskills - this will update Scoutlink

Badge Orders

Scouts I Terrain Help

- <https://www.facebook.com/groups/scoutsterrain>
- ypdigitalchampions@nsw.scouts.com.au



Thankyou!



Scouts
AUSTRALIA